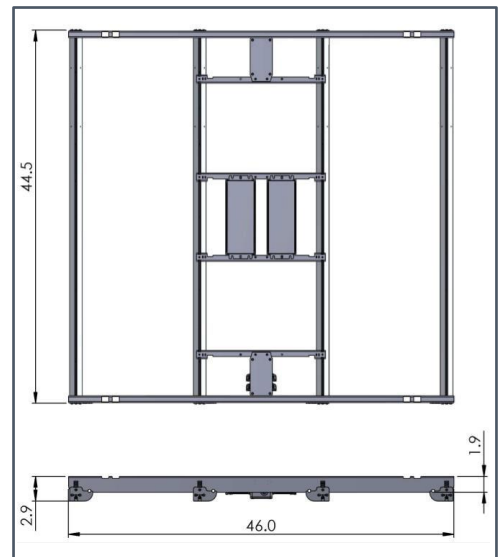
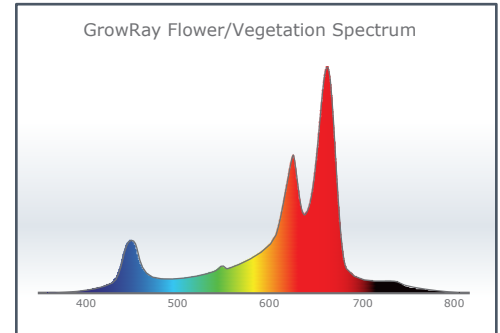




Technical Specifications

Light Source	LED, High Power, Ceramic, Long-Life Package
Spectrum	Flower/Veg (PhD Designed)
PPF	1210 $\mu\text{mol/s}$
Input Power	480W at wall; 90% efficient
Efficacy	2.2 $\mu\text{mol/Joule}$ (Osram Tested)
Input Voltage	100 to 480VAC @ 50/60Hz
Weight	25.2 lb; 11.4 kg
Mounting Height	6" to 36" (152mm to 914mm) Above Canopy
Thermal Management	Passive
Dimming	0-10VDC (Dim to Off)
Light Distribution	Uniform Distribution, +/-15% Edge to Center
Lifetime	100k Hours to 90% (Osram PASS Report)
Power Factor	0.95 to 0.99
AC Power Cord	15 ft (4.57m), 14/3 AWG
Certifications	ETL Damp; FCC / Canada Part 15a
Warranty	7 Year Standard Warranty



Maximum Current per Luminaire

AC Voltage	Current
120V	4.58A
208V	2.64A
240V	2.29A
277V	1.99A
347V	1.59A
480V	1.15A

 	Model	AC Plug Type	Mounting Hardware	Adaptive Controller
	TR6	<ul style="list-style-type: none"> -01 NEMA 5-15P (120V) -02 NEMA 6-15P (240V) -03 HARD WIRE (120-277V) -04 NEMA 7-15P (277V) 	-01 10ft (3.2m) Adjustable, #2 Wire with Hooks	<ul style="list-style-type: none"> -00 None (Warehouse) -01 LS-01 (Greenhouse)